




EAN 8055404799229
SKU JE-BI-260001

Telaio	Alluminio, pieghevole
Forcella anteriore	A molla, 60 mm
Pneumatici	20" x 4.0", all-road, camera d'aria
Parafanghi	In polimero ad alta densità
Freni	Disco meccanico, 180 / 180, FLR F6
Sella e piantone	Sella Comfort, impermeabile, nero, KS 7045T, canotto in alluminio, Ø 33.9*300 mm
Trasmissione	Guarnitura LD D4842 48T, catena JB M50 122L, sensore PAS a 24 magneti
Cambio	14-28T, Shimano G13Tourney SL-TX50-7R, Tourney RD-TY300-7R
Motore	Posteriore, 250 W, 48 V, 70 Nm, Sutto Bafang
Batteria	Integrata, 48 V, 10.4 Ah, 500 Wh, smart-UART BMS, K-Tech/Greenway DZ-NZ0501302, celle LG M52-4970 mAh
Caricabatteria	Output DC 54.6 V, 2 A, JL-F-Z3105AG
Tempo di ricarica	5 h
Autonomia*	Min/Max 50 - 100 km
Luci	LED with stop function
Display	LCD 2", Cloud Drive mod. CDC1L-B con 5 livelli di assistenza
Cavalletto	Centrale regolabile in alluminio
Portapacchi	Carico max 25 kg
Peso massimo supportato	125 kg
Velocità massima	25 km/h
Peso e-bike	28.6 kg
Peso batteria	2.6 kg
Dimensioni prodotto aperto / chiuso	1710*1340*630 / 1020*530*820mm
Dimensioni packaging	1400*650*290 mm
Peso packaging	32 kg
Caricabilità	Truck 300, EPAL 4




Motore Sutto Bafang, 250 W, 48 V, 70 Nm



Batteria Greenway 48 V, 10.4 Ah, 500 Wh, smart BMS, celle LG



Luci frontale e posteriori integrate




Freni a disco con cut off



EAN 8055404799229
SKU JE-BI-260001

Frame	Aluminum, foldable
Front fork	Coil, 60 mm
Tyres	20" x 4.0", all-road, inner tube
Fenders	High-density polymer
Brakes	Mechanical disc, 180 / 180, FLR F6
Saddle and seatpost	Comfort saddle, waterproof, black, KS 7045T, aluminum seatpost, Ø 33.9*300 mm
Transmission	Crankset: LD D4842 48T, chain: JB M50 122L, 24-magnets PAS sensor
Gear	14-28T, Shimano G13Tourney SL-TX50-7R, Tourney RD-TY300-7R
Motor	Rear, 250 W, 48 V, 70 Nm, Sutto Bafang
Battery	Integrated, 48 V, 10.4 Ah, 500 Wh, smart-UART BMS, K-Tech/Greenway DZ-NZ0501302, M52-4970 mAh LG cells
Charger	Output DC 54.6 V, 2 A, JL-F-Z3105AG
Charge time	5 h
Range*	Min/Max 50 - 100 km
Lights	LED, rear light with brake function
Display	LCD 2", Cloud Drive mod. CDC1L-B, 5 levels of pedal assist
Kickstand	Adjustable central, aluminum
Rear rack	Max load 25 kg
Max load	125 kg
Max speed	25 km/h
E-bike weight	28.6 kg
Battery weight	2.6 kg
Product dimensions: open / closed	1710*1340*630 / 1020*530*820mm
Pack size	1400*650*290 mm
Pack weight	32 kg
Loadability	Truck 300, EPAL 4



250 W, 48 V, 70 Nm Sutto Bafang motor



48 V, 10.4 Ah, 500 Wh Greenway Battery, smart BMS, LG cells



Integrated front and rear lights




Disc brakes with cut-off

* The range may vary depending on road surface conditions, route elevation profile, environmental factors (temperature and wind), rider weight, average speed, battery condition, and tyre pressure.



EAN 8055404799229
SKU JE-BI-260001

Châssis	Aluminium, pliable
Fourche avant	À ressort, 60 mm
Pneus	20" x 4.0", all-road, avec chambre à air
Garde-boue	En polymère haute densité
Système de freinage	Freins à disque mécaniques, 180 / 180 mm, FLR F6
Selle et tige de selle	Selle Comfort, imperméable, noire, KS 7045T, tige de selle en aluminium, Ø 33.9*300 mm
Transmission	Pédalier LD D4842 48T, chaîne JB M50 122L, capteur PAS à 24 aimants
Dérailleur	14-28T, Shimano G13Tourney SL-TX50-7R, Tourney RD-TY300-7R
Moteur	Arrière, 250 W, 48 V, 70 Nm, Sutto Bafang
Batterie	Intégrée, 48 V, 10.4 Ah, 500 Wh, smart-UART BMS, K-Tech/Greenway DZ-NZ0501302, cellules LG M52-4970 mAh
Chargeur	Sortie DC 54.6 V, 2 A, JL-F-Z3105AG
Temps de charge	5 h
Autonomie*	Min/Max 50 - 100 km
Éclairage	LED avec fonction feu stop
Écran	LCD 2", Cloud Drive mod. CDC1L-B avec 5 niveaux d'assistance
Béquille	Centrale réglable en aluminium
Porte-bagages	Charge max. 25 kg
Charge maximale supportée	125 kg
Vitesse maximale	25 km/h
Poids du vélo électrique	28.6 kg
Poids de la batterie	2.6 kg
Dimensions du produit ouvert / plié	1710*1340*630 / 1020*530*820mm
Dimensions de l'emballage	1400*650*290 mm
Poids de l'emballage	32 kg
Capacité de chargement	Truck 300, EPAL 4




Moteur Sutto Bafang, 250 W, 48 V, 70 Nm



Batterie Greenway 48 V, 10.4 Ah, 500 Wh, BMS intelligent, cellules LG



Feux avant et arrière connectés



Freins à disque avec coupure moteur